



MASINDE MULIRO UNIVERSITY OF SCIENCE AND TECHNOLOGY

WEBOMETRICS RANKING REPORT

Prepared by

Dr. Dennis M.W. Ochieno

Coordinator Short Courses & Webometrics

Division of Planning, Research & Innovation

**A report submitted to the Vice Chancellor through the Deputy Vice Chancellor
for Planning Research and Innovation of Masinde Muliro University of Science
and Technology**

January 2024 Edition

RECEIVED BY

Signature.....

Date.....

Prof. Charles Mutai

Deputy Vice Chancellor

Planning, Research & Innovation

Short Course & Webometrics Staff

Dr. Dennis M.W. Ochieno (Coordinator)

Mr. Hesbon Amwayi (Website Designer)

Ms. Sandra Awuor (Web Content Developer)

Email: webometrics@mmust.ac.ke

Highlights

MMUST among the Kenyan Top 12 is:-

- Position **9** out of **124** nationally
- Position **212** out of **2057** in Africa
- Position **4540** out of **11995** globally
- **6th most improved**
- **5th in Impact Rank**
- **1st in Openness Rank**
- **5th in Excellence Rank**

1.0. Introduction

The Cybermetrics Laboratory that is part of the Spanish National Research Council (CSIC) published the Webometrics Ranking Report on 31st January 2024 (Table 1). This ranking system has been adopted by the Government of Kenya as the Performance Monitoring and Evaluation reference system for universities and research institutes in terms of research outputs (publications in credible academic journals and their citations), partnerships and recognition through citations by other institutional websites in the form of website backward links (World Bank, 2019). The Webometrics ranking scores are key elements in marketing of universities through research. MMUST, which has been continuously ranked from the Financial Year 2011/2012 (Table 2), implements Webometrics Ranking through the Webometrics Policy (2022).

ranking	World Rank	University	Det.	Impact Rank*	Openness Rank*	Excellence Rank*
1	1034	University of Nairobi	👉	875	796	1727
2	2142	Jomo Kenyatta University of Agriculture and Technology	👉	2767	1505	2893
3	2168	Kenyatta University	👉	2183	1473	3256
4	2374	Egerton University	👉	1591	2826	3711
5	2619	Moi University	👉	4198	1912	3163
6	3521	Maseno University	👉	5134	2173	4365
7	3635	Strathmore University Nairobi	👉	2777	4256	4891
8	3710	Technical University of Kenya	👉	5480	2884	4415
9	4540	Masinde Muliro University of Science & Technology	👉	8144	2721	5093
10	5437	Mount Kenya University	👉	1401	4371	7221
11	5504	Catholic University of Eastern Africa	👉	5155	6366	6277
12	5859	Murang'a University of Technology	👉	2440	4689	7221
13	6020	United States International University	👉	3008	4566	7221
14	6044	Kenya Methodist University	👉	1181	7964	7221
15	6098	University of Embu	👉	3883	3684	7221
16	6300	Daystar University	👉	10251	5252	6415

Table 1: Webometrics Ranking Report for January 2024 (Source: <https://www.webometrics.info/en/africa/kenya%20>; accessed on 2nd February 2024)

Table 2. Trends in Global and National Ranking of MMUST from the Financial Year 2011/2012 to 2022/2023

FY	Month	National		World		Presence		Impact		Openness		Excellence	
		Rank	Dev	Rank	Dev	Rank	Dev	Rank	Dev	Rank	Dev	Rank	Dev
2011/12	Sep 12	17	0	12244	0	5615	0	15387	0	9809	0	4260	0
2012/13	Oct 13	18	-1	13067	-823	11290	-5675	14464	923	18690	-8881	4086	174
2013/14	Oct 14	22	-4	12682	385	8731	2559	14006	458	12373	6317	4831	-745
2014/15	Nov 15	15	7	11398	1284	11491	-2760	14187	-181	12173	200	4569	262
2015/16	Nov 16	9	6	6318	5080	9767	1724	14022	165	3461	8712	4512	57
2016/17	Nov 17	7	2	6168	150	949	8818	13449	573	4355	-894	4703	-191
2017/18	Nov 18	8	-1	5058	1110	1937	-988	13464	-15	3779	576	4311	392
2018/19	Nov 19	8	0	5056	2	4997	-3060	11790	1674	4037	-258	4607	-296
2019/20	Dec 20	9	-1	5001	55	2644	2353	12229	-439	3210	827	5013	-406
2020/21	Jan 21	9	0	5085	-84	n/a	n/a	12620	-391	2923	287	5176	-163
2020/21	Jul 21	9	0	4802	283	n/a	n/a	12405	215	3224	-301	5180	-4
2021/22	Jan 22	9	0	5336	-534	n/a	n/a	11266	1139	3365	-141	5678	-498
2021/22	Jul 22	9	0	5240	96	n/a	n/a	11199	67	3421	-56	5596	82
2022/23	Jan 23	9	0	5032	208	n/a	n/a	9393	1806	3050	371	5586	10
2022/23	Jul 23	9	0	4693	339	n/a	n/a	9558	-165	2878	175	5104	482
2023/24	Jan 24	9	0	4540	153	n/a	n/a	8144	1414	2721	157	5093	11
**Performance 2023		9	0		547	n/a	n/a		1641		546		482
**Performance 2024													

Comparison between previous and next **July ranking of successive financial years (Annual ranking still pending) in line with Government Performance Contracting annual reporting requirements
n/a: This parameter was discontinued as it was found prone to manipulation.
Source of previous rankings:
[https://web.archive.org/web/20230303055049/https://www.webometrics.info/en/Africa/Kenya%20\(Accessed on 2nd February 2024\)](https://web.archive.org/web/20230303055049/https://www.webometrics.info/en/Africa/Kenya%20(Accessed%20on%202nd%20February%202024)))

2.0. MMUST Global and National Ranking between July 2023 and January 2024

In January 2024, MMUST was ranked at position **4540** globally, having improved by **153** positions (Table 3). This indicates that MMUST is the **sixth most improved** in global ranking among the top twelve universities in Kenya since July 2023. MMUST had set a performance target of improving by 10 positions globally; attaining 153 positions is over 100 times the performance target. The current world position 4540 is the best that MMUST has ever attained. Notably, MMUST has retained its position **9** nationally; besides being position **212** out of **2057** in Africa.

Table 3. MMUST Global and National Ranking between July 2023 and January 2024

University	National				World			
	July 2023	Jan 2024	Deviation	Rank*	July 2023	Jan 2024	Deviation	DR*
University of Nairobi	1	1	0	4	1069	1034	35	9
JKUAT	4	2	2	3	2473	2142	331	2
Kenyatta University	2	3	-1	10	2133	2168	-35	12

Egerton University	3	4	-1	10	2606	2374	232	4
Moi University	5	5	0	4	2656	2619	37	8
Maseno University	6	6	0	4	3555	3521	34	10
Strathmore University	7	7	0	4	3613	3635	-22	11
Technical University of Kenya	8	8	0	4	3865	3710	155	5
MMUST	9	9	0	4	4693	4540	153	6
Mount Kenya University	16	10	6	1	6314	5437	877	1
Catholic University of Eastern Africa	15	11	4	2	5738	5504	234	3
Murang'a University	10	12	-2	12	6000	5859	141	7
*Ranks of the Deviations with the most improved having the first rank (1) Source of data: https://www.webometrics.info/en/Africa/Kenya%20(Accessed on 2nd February 2024)								

3.0. Analysis of Webometrics Performance Indicators between July 2023 and January 2024

University	Impact				Openness				Excellence			
	Jul 23	Jan24	Dev	DR*	Jul 23	Jan 24	Dev	DR	Jul 23	Jan 24	Dev	DR
University of Nairobi	1001	875	126	10	803	796	7	9	1727	1727	0	12
JKUAT	4607	2767	1840	3	1507	1505	2	10	2899	2893	6	9
Kenyatta University	2088	2183	-95	11	1492	1473	19	7	3259	3256	3	11
Egerton University	2344	1591	753	7	2855	2826	29	6	3716	3711	5	10
Moi University	4424	4198	226	9	1878	1912	-34	12	3169	3163	6	8
Maseno University	5389	5134	255	8	2170	2173	-3	11	4373	4365	8	7
Strathmore University	4737	2777	1960	2	4321	4256	65	4	4903	4891	12	4
Technical University of Kenya	6485	5480	1005	6	2840	2884	-44	8	4424	4415	9	6
MMUST	9558	8144	1414	5	2878	2721	157	1	5104	5093	11	5
Mount Kenya University	4317	1401	2916	1	4486	4371	115	2	7237	7221	16	3
Catholic University of Eastern Africa	6973	5155	1818	4	6417	6366	51	5	6297	6277	20	2
Murang'a University	2307	2440	-133	12	4770	4689	81	3	7248	7221	27	1
*Ranks of the Deviations (Dev) with the most improved having the first rank (1) Source of data: https://www.webometrics.info/en/Africa/Kenya%20(Accessed on 2nd February 2024)												

3.1. Impact or Visibility

In the **Impact or Visibility Indicator** that accounts for **50% score**, MMUST was ranked at position **8144** globally being the **5th most improved** in this parameter with a positive deviation of **1414** among the top 12 universities in Kenya (Table 4). However, for even better scoring, there is need for MMUST to increase the number of web back-links to further improve on this parameter.

3.2. Openness or Transparency

In the **Openness or Transparency Indicator that accounts for 10% score**, MMUST was ranked at position **2721** globally being the **most improved** in this parameter with a positive deviation of **157** among the top 12 universities in Kenya (Table 4). MMUST can further improve on this parameter by ensuring that academic staff and postgraduate students have their online profiles linked to their Google Scholar profiles to increase visibility and access to their citations. It is worth noting that Google Scholar profiles were temporarily suspended in the current ranking, and therefore citation scores were directly obtained from staff profiles on university websites. This issue can be found in the methodology statement *“Following the request of many universities, we decided not to use temporarily the Google Scholar Citations (GSC) institutional profiles in this edition. GS is still working for extending their coverage, but unfortunately their resources are limited and there is no final date for finishing the task. The number of profiles is over 5000, but it is far for covering our full directory. We are still committed to the use that key source, but in the meantime we are collecting citations for the lists obtained from filtering GSC profiles by the (main and only the main) institutional web domains used in the Ranking Web (email domains in GSC).”*

3.3. Excellence or Scholar

In the **Excellence or Scholar Indicator that accounts for 40% score**, MMUST was ranked at position **5093** globally being the **5th most improved** in this parameter with a positive deviation of **11** among the top 10 universities in Kenya (Table 4). This can be further improved by investing in research to increase the number of quality publications in journals that are indexed in SCImago and Scopus. This will in turn contribute towards raising the publication output rank of the Republic of Kenya as a major research-oriented nation, which currently holds position 8 in Africa and position 67 globally as per 2nd February 2024 (Table 5).










Country	↓ Documents	Citable documents	Citations	Self-Citations	Citations per Document	H index
1  South Africa	410007	369466	7279740	1379596	17.76	597
2  Egypt	346036	333782	4702497	981618	13.59	369
3  Nigeria	153532	143809	1563160	319183	10.18	270
4  Tunisia	123990	117440	1450571	252960	11.70	244
5  Morocco	106515	100389	1113399	226032	10.45	242
6  Algeria	104389	101330	1040435	209671	9.97	222
7  Ethiopia	55310	52809	719157	173069	13.00	202
8  Kenya	55170	49644	1265467	161607	22.94	319
9  Ghana	40448	37424	584296	85804	14.45	200

Table 5:Scimago Journal & Country Rank (Source: <https://www.scimagojr.com/countryrank.php?region=Africa>)

4.0. General Observations and Recommendations

Below are observations and recommendations that were made in July 2023. Most of these remain to be considered for adequate implementation:-

- Short Courses & Webometrics Cost Centre is yet to be properly established as per the Webometrics Policy.
- The Cost Centre requires direct interaction with decision-making organs especially Senate for consultative Webometrics Policy implementation.
- The University Publications function that is responsible for developing and maintaining University Journals requires proper institutional anchoring with the necessary resources.
- Support staff in the Webometrics Section require more stable terms of employment to increase their motivation and performance.
- The University Website lacks a lot of webometrically-relevant information that could help improve on rankings. Key aspects include staff profiles; research project profiles; event pages such as those for conferences; historical information on the establishment and development of MMUST; former staff, office holders and alumni; clubs and societies; partnerships and activities such as industrial attachment and school practice; academic programs; research programs etc. All such details need to be interpreted into webometrics scores.
- There is no proper flow of information on various university activities to Webometrics resulting in wastage of data that could greatly help improve on ranking. This especially concerns data related to activities in the Human Resources section and the Academic section (undergraduate and alumni activities).
- Communication functions need to be structured in a Webometrically-viable format to help gain scores. This is because the *Presence Indicator* that featured regular communication approaches including news and social media was discontinued from January 2021 (see Table 2).
- The ICT section needs to enhance the process of creation and population of website subdomains.
- Postgraduate STEM programs require reconsiderations especially on fee policy to enhance student enrolment and completion rates that require publishing in credible journals. STEM-related researches are known to have substantive influence on Webometrics Ranking (World Bank, 2019).
- The **Society of Webmasters and Online Marketers** needs to be well established for proper interaction between webmasters of various institutions to ease negotiation for web back-links.
- Implement a reward system to motivate contributions towards Webometrics ranking.

In this context, it is further recommended to:-

- Upgrade the Short Courses and Webometrics docket into a fully functional directorate as per the Webometrics Policy. This will ensure shared responsibilities amidst the increasing workload that includes Webometrics Research and implementation of new ranking systems (eg Times

Higher Education), coordination of Short Courses and management of MMUST Journals through the Publications Officer.

- Appoint a consultative committee to help manage the University Library with a research and Webometrics focus.
- Provide resources for training of Webometrics Champions and sensitization of staff in general on the importance of Web ranking systems.

Reference

1. World Bank. 2019. Improving Higher Education Performance in Kenya: A Policy Report.
2. Webometrics archive:
<https://web.archive.org/web/20230303055049/https://www.webometrics.info/en/Africa/Kenya%20>

APPENDIX 1: Webometrics Champions		
#	Name	Service Section
1	Dr. Edwin Kanda (Leader)	School of Engineering and the Built Environment (SEBE) & TVET
2	Prof. Francis Orata Omoto	University Publications
3	Dr. Jairus Odawa	Universities' Academic Staff Union (UASU)
4	Rev. Dr. Fr. Kizito Muchanga	Environmental Aesthetics
5	Dr. Ferdinand Nabiswa	Directorate of International Relations and Academic Linkages (DIAL)
6	Dr. Epari Ejakait	School of Education (SEDU)
7	Dr. Frankline Tireito	School of Natural Sciences (SONAS)
8	Dr. Angela Maiyo	School of Disaster Management and Humanitarian Assistance (SDMHA)
9	Dr. Charles Muango	School of Computing and Informatics (SCI)
10	Dr. Jackline Odero	School of Business and Economics (SOBE)
11	Dr. Vitalis Ogemah	School of Agriculture, Veterinary Sciences and Technology (SAVET)
12	Dr. David Barasa	School of Arts and Social Sciences (SASS) & Directorate of Career Services
13	Dr. James Bill Ouda	Directorate of Postgraduate Studies (Social Sciences Representative)
14	Dr. Dennis Omayio	Directorate of Postgraduate Studies (Pure & Applied Sciences Representative)
15	Dr. Ben Mudogo	Dean of Students
16	Dr. Humphrey Agevi	Institute of Indigenous Knowledge, Cultural Studies and Climate Change
17	Dr. Rahab Kamau	Institute of Indigenous Knowledge, Cultural Studies and Climate Change
18	Dr. Victor Odari	Research & Innovation
19	Dr Kelvin M. Machuki	School of Business & Economics (SOBE); Dean of Students
20	Mr. Geoffrey Kones	Information and Communication Technologies (ICT) & Webometrics
21	Mr. Morgan Musiambo	Information and Communication Technologies (ICT) & Webometrics
22	Mr. James K. Muriithi	Directorate of Corporate Communication and Marketing (DCCM)
23	Mr. Elvis Kauka	Directorate of International Relations and Academic Linkages (DIAL)
24	Mr. Victor Mukaka	School of Nursing, Midwifery and Paramedical Sciences (SONMAPS)

25	Mr. Victor Dinda	School of Public Health, Biomedical Sciences & Technology (SPHBST) & ODEL
26	Willis Awandu	School of Engineering and the Built Environment (SEBE)
27	Kelvin M. Machuki	School of Business and Economics (SOBE)
28	Mr. Chris O. Opany	School of Medicine (SOM)
29	Ms. Pauline Adhiambo	Dean of Students
30	Hesbon Amwayi	Information and Communication Technologies (ICT) & Webometrics
31	Sandra Awuor	Webometrics
32	Wilberforce Shiundu	Directorate of Corporate Communication and Marketing (DCCM)
33	Kevin Agalo	Dean of students
34	Anne A. Onyando	Webometrics
35	Terry M. Wanjau	Customer Service
36	Zadok Maingi	MMUST Alumni (South Eastern Kenya University)