



MASINDE MULIRO UNIVERSITY OF SCIENCE AND TECHNOLOGY

WEBOMETRICS RANKING REPORT

Prepared by

Dr. Dennis M.W. Ochieno

Coordinator Webometrics & Short Courses

Division of Planning, Research & Innovation

**A report submitted to the Vice Chancellor through the Deputy Vice Chancellor
for Planning Research and Innovation of Masinde Muliro University of Science
and Technology**

July 2023 Edition

APPROVAL

Signature.....

Date.....

Prof. Charles Mutai

Deputy Vice Chancellor

Planning, Research & Innovation

Signature.....

Date.....

Prof. Solomon I. Shibairo

Vice Chancellor

Highlights

MMUST among the Kenyan Top 10 is:-

- Position **9** out of **124** nationally
- Position **223** out of **2068** in Africa
- Position **4694** out of **11991** globally
- Second **most improved**
- Most improved in **Impact Rank**
- Most improved in **Openness Rank**
- Most improved in **Excellence Rank**

1.0. Introduction

The Cybermetrics Laboratory that is part of the Spanish National Research Council (CSIC) published the Webometrics Ranking Report on 28th July 2023 (Table 1). This ranking system has been adopted by the Government of Kenya as the Performance Monitoring and Evaluation reference system for universities and research institutes in terms of research outputs (publications in credible academic journals and their citations), partnerships and recognition through citations by other institutional websites in the form of website backward links (World Bank, 2019). The Webometrics ranking scores are key elements in marketing of universities through research. MMUST, which has been continuously ranked from the Financial Year 2011/2012 (Table 2), implements Webometrics Ranking through the Webometrics Policy (2022).

Current edition		Kenya											
Universities: July 2023 Edition 2023.2.0		ranking	World Rank	University	Det.	Impact Rank*	Openness Rank*	Excellence Rank*					
		1	1069	University of Nairobi	👉	1001	803	1727					
		2	2133	Kenyatta University	👉	2088	1492	3259					
		3	2473	Jomo Kenyatta University of Agriculture and Technology	👉	4607	1507	2899					
		4	2606	Egerton University	👉	2344	2855	3716					
		5	2656	Moi University	👉	4424	1878	3169					
		6	3555	Maseno University	👉	5389	2170	4373					
		7	3613	Strathmore University Nairobi	👉	2737	4321	4903					
		8	3865	Technical University of Kenya	👉	6485	2840	4424					
		9	4694	Masinde Muliro University of Science & Technology	👉	9571	2875	5107					
		10	5738	Catholic University of Eastern Africa	👉	6453	6417	6297					
		11	6000	Murang'a University of Technology	👉	2959	4770	7248					
		12	6032	United States International University	👉	3191	4621	7248					
		13	6149	Daystar University	👉	9029	5292	6433					
		14	6187	University of Embu	👉	4360	3632	7248					
		15	6257	Kenya Methodist University	👉	1660	7802	7248					
		16	6322	Mount Kenya University	👉	4324	4484	7248					

Table 1: Webometrics Ranking Report for July 2023 (Source: <https://www.webometrics.info/en/africa/kenya%20>)

FY	Month	National		World		Presence		Impact		Openness		Excellence	
		Rank	Dev	Rank	Dev	Rank	Dev	Rank	Dev	Rank	Dev	Rank	Dev
2011/12	Sep 12	17	0	12244	0	5615	0	15387	0	9809	0	4260	0
2012/13	Oct 13	18	-1	13067	-823	11290	5675	14464	923	18690	-8881	4086	174
2013/14	Oct 14	22	-4	12682	385	8731	2559	14006	458	12373	6317	4831	745
2014/15	Nov 15	15	7	11398	1284	11491	2760	14187	-181	12173	200	4569	262
2015/16	Nov 16	9	6	6318	5080	9767	1724	14022	165	3461	8712	4512	57
2016/17	Nov 17	7	2	6168	150	949	8818	13449	573	4355	-894	4703	191
2017/18	Nov 18	8	-1	5058	1110	1937	-988	13464	-15	3779	576	4311	392
2018/19	Nov 19	8	0	5056	2	4997	3060	11790	1674	4037	-258	4607	296
2019/20	Dec 20	9	-1	5001	55	2644	2353	12229	-439	3210	827	5013	406
2020/21	Jan 21	9	0	5085	-84	n/a	n/a	12620	-391	2923	287	5176	163
2020/21	Jul 21	9	0	4802	283	n/a	n/a	12405	215	3224	-301	5180	-4
2021/22	Jan 22	9	0	5336	-534	n/a	n/a	11266	1139	3365	-141	5678	498
2021/22	Jul 22	9	0	5240	96	n/a	n/a	11199	67	3421	-56	5596	82
2022/23	Jan 23	9	0	5032	208	n/a	n/a	9393	1806	3050	371	5586	10

2022/23	Jul 23	9	0	4694	338	n/a	n/a	9571	-178	2875	175	5107	479
**Performance		9	0		546	n/a	n/a		1628		546		489

****Comparison between July 2022 and July 2023 in line with Government Performance Contracting annual reporting requirements**
n/a: This parameter was discontinued as it was found prone to manipulation.
Source of previous rankings:
<https://web.archive.org/web/20230303055049/https://www.webometrics.info/en/Africa/Kenya%20> (Accessed on 29th July 2023)

2.0. MMUST Global and National Ranking between July 2022 and July 2023

In July 2023, MMUST was ranked at position **4694** globally, having improved by **546** positions (Table 3). This indicates that MMUST is the **second most improved** in global ranking among the top ten universities in Kenya since July 2022. MMUST had set a performance target of improving by 5 positions globally; attaining 546 positions is over 100 times the performance target. The current world position 4694 is the best that MMUST has ever attained. Notably, MMUST has retained its position **9** nationally; besides being position **223** out of **2068** in Africa.

University	National				World			
	July 2022	July 2023	Deviation	Rank*	July 2022	July 2023	Deviation	DR*
University of Nairobi	1	1	0	3	1101	1069	32	5
Kenyatta University	2	2	0	3	2151	2133	18	6
Egerton University	3	4	-1	11	2429	2606	-177	10
JKUAT	4	3	1	2	2519	2473	46	4
Moi University	5	5	0	3	2611	2656	-45	8
Maseno University	6	6	0	3	3559	3555	4	7
Strathmore University	7	7	0	3	3701	3613	88	3
Technical University of Kenya	8	8	0	3	3784	3865	-81	9
MMUST	9	9	0	3	5240	4694	546	2
Catholic University of Eastern Africa	15	10	5	1	6369	5738	631	1
Murang'a University	11	11	0	3	5762	6000	-238	11
Kenya Forestry Research Institute	10	30	-20	12	5613	9465	-3852	12

*Ranks of the Deviations with the most improved having the first rank (1)
Source of data: <https://www.webometrics.info/en/Africa/Kenya%20> (Accessed on 29th July 2023)

3.0. Analysis of Webometrics Performance Indicators between the Financial Year 2021/2022 and 2022/2023

University	Impact				Openness				Excellence			
	Jul 22	Jul 23	Dev	DR*	Jul 22	Jul 23	Dev	DR	Jul 22	Jul 23	Dev	DR
University of Nairobi	1091	1001	90	4	808	803	5	7	1694	1727	-33	9
Kenyatta University	2041	2088	-47	6	1490	1492	-2	8	3345	3259	86	5
Egerton University	1802	2344	-542	8	2896	2855	41	5	3712	3716	-4	7
JKUAT	4745	4607	138	3	1527	1507	20	6	2969	2899	70	6
Moi University	4430	4424	6	5	1836	1878	-42	10	3136	3169	-33	9
Maseno University	4730	5389	-659	10	2099	2170	-71	11	4664	4373	291	3
Strathmore University	3199	4737	-1538	12	4404	4321	83	4	4680	4903	-223	11
TUK	5058	6485	-1427	11	2826	2840	-14	9	4738	4424	314	2
MMUST	11199	9571	1628	1	3421	2875	546	1	5596	5107	489	1
Catholic University	6973	6453	520	2	6646	6417	229	2	6565	6297	268	4
Murang'a University	2307	2959	-652	9	4933	4770	163	3	7217	7248	-31	8
KEFRI	12186	12391	-205	7	4448	4597	-149	12	5690	7248	-1558	12

*Ranks of the Deviations (Dev) with the most improved having the first rank (1)_
Source of data: <https://www.webometrics.info/en/Africa/Kenya%20> (Accessed on 29th July 2023)

3.1. Impact or Visibility

In the **Impact or Visibility Indicator that accounts for 50% score**, MMUST was ranked at position **9571** globally being the **most improved** in this parameter with a positive deviation of **1628** among the top 10 universities in Kenya (Table 4). However, for even better scoring, there is need for MMUST to increase the number of web back-links to further improve on this parameter.

3.2. Openness or Transparency

In the **Openness or Transparency Indicator that accounts for 10% score**, MMUST was ranked at position **2875** globally being the **most improved** in this parameter with a positive deviation of **546** among the top 10 universities in Kenya (Table 4). MMUST can further improve on this parameter by ensuring that academic staff and postgraduate students have their online profiles linked to their Google Scholar profiles to increase visibility and access to their citations.

3.3. Excellence or Scholar

In the **Excellence or Scholar Indicator that accounts for 40% score**, MMUST was ranked at position **5107** globally being the **most improved** in this parameter with a positive deviation

of **489** among the top 10 universities in Kenya (Table 4). This can be further improved by investing in research to increase the number of quality publications in journals that are indexed in SCImago and Scopus. This will in turn contribute towards raising the publication output rank of the Republic of Kenya as a major research-oriented nation, which currently holds position 8 in Africa and position 67 globally (Table 5).










	Country	↓ Documents	Citable documents	Citations	Self-Citations	Citations per Document	H index
1	 South Africa	410007	369466	7279740	1379596	17.76	597
2	 Egypt	346036	333782	4702497	981618	13.59	369
3	 Nigeria	153532	143809	1563160	319183	10.18	270
4	 Tunisia	123990	117440	1450571	252960	11.70	244
5	 Morocco	106515	100389	1113399	226032	10.45	242
6	 Algeria	104389	101330	1040435	209671	9.97	222
7	 Ethiopia	55310	52809	719157	173069	13.00	202
8	 Kenya	55170	49644	1265467	161607	22.94	319
9	 Ghana	40448	37424	584296	85804	14.45	200

Table 5: Scimago Journal & Country Rank (Source: <https://www.scimagojr.com/countryrank.php?region=Africa>)

4.0. General Observations and Recommendations

- Webometrics & Short Courses Cost Centre is yet to be properly established as per the Webometrics Policy.
- The Cost Centre requires direct interaction with decision-making organs especially Senate for consultative Webometrics Policy implementation.
- The University Publications function that is responsible for developing and maintaining University Journals requires proper institutional anchoring with the necessary resources.

- Support staff in the Webometrics Section require more stable terms of employment to increase their motivation and performance.
- The University Website lacks a lot of webometrically-relevant information that could help improve on rankings. Key aspects include staff profiles; research project profiles; event pages such as those for conferences; historical information on the establishment and development of MMUST; former staff, office holders and alumni; clubs and societies; partnerships and activities such as industrial attachment and school practice; academic programs; research programs etc. All such details need to be interpreted into webometrics scores.
- There is no proper flow of information on various university activities to Webometrics resulting in wastage of data that could greatly help improve on ranking. This especially concerns data related to activities in the Human Resources section and the Academic section (undergraduate and alumni activities).
- Communication functions need to be structured in a Webometrically-viable format to help gain scores. This is because the *Presence Indicator* that featured regular communication approaches including news and social media was discontinued from January 2021 (see Table 2).
- The ICT section needs to enhance the process of creation and population of website subdomains.
- Postgraduate STEM programs require reconsiderations especially on fee policy to enhance student enrolment and completion rates that require publishing in credible journals. STEM-related researches are known to have substantive influence on Webometrics Ranking (World Bank, 2019).
- The **Society of Webmasters and Online Marketers** needs to be well established for proper interaction between webmasters of various institutions to ease negotiation for web back-links.
- Implement a reward system to motivate contributions towards Webometrics ranking.

Reference

World Bank. 2019. Improving Higher Education Performance in Kenya: A Policy Report.

APPENDIX 1: Webometrics Champions		
#	Name	Service Section
1	Dr. Edwin Kanda (Leader)	School of Engineering and the Built Environment (SEBE) & TVET
2	Prof. Francis Orata Omoto	University Publications
3	Dr. Jairus Odawa	Universities' Academic Staff Union (UASU)
4	Rev. Dr. Fr. Kizito Muchanga	Environmental Aesthetics
5	Dr. Ferdinand Nabiswa	Directorate of International Relations and Academic Linkages (DIAL)
6	Dr. Epari Ejakait	School of Education (SEDU)
7	Dr. Frankline Tireito	School of Natural Sciences (SONAS)
8	Dr. Angela Maiyo	School of Disaster Management and Humanitarian Assistance (SDMHA)
9	Dr. Charles Muango	School of Computing and Informatics (SCI)
10	Dr. Jackline Odero	School of Business and Economics (SOBE)
11	Dr. Vitalis Ogemah	School of Agriculture, Veterinary Sciences and Technology (SAVET)
12	Dr. David Barasa	School of Arts and Social Sciences (SASS) & Directorate of Career Services
13	Dr. James Bill Ouda	Directorate of Postgraduate Studies (Social Sciences Representative)
14	Dr. Dennis Omayio	Directorate of Postgraduate Studies (Pure & Applied Sciences Representative)
15	Dr. Ben Mudogo	Dean of Students
16	Dr. Humphrey Agevi	Institute of Indigenous Knowledge, Cultural Studies and Climate Change
17	Dr. Rahab Kamau	Institute of Indigenous Knowledge, Cultural Studies and Climate Change
18	Dr. Victor Odari	Research & Innovation
19	Mr. Geoffrey Kones	Information and Communication Technologies (ICT) & Webometrics
20	Mr. Morgan Musiambo	Information and Communication Technologies (ICT) & Webometrics
21	Mr. James K. Muriithi	Directorate of Corporate Communication and Marketing (DCCM)
22	Mr. Elvis Kauka	Directorate of International Relations and Academic Linkages (DIAL)
23	Mr. Victor Mukaka	School of Nursing, Midwifery and Paramedical Sciences (SONMAPS)
24	Mr. Victor Dinda	School of Public Health, Biomedical Sciences & Technology (SPHBST) & ODEL
25	Willis Awandu	School of Engineering and the Built Environment (SEBE)
26	Kelvin M. Machuki	School of Business and Economics (SOBE)

6		
2		
7	Mr. Chris O. Opany	School of Medicine (SOM)
2		
8	Ms. Pauline Adhiambo	Dean of Students
2		
9	Hesbon Amwayi	Information and Communication Technologies (ICT) & Webometrics
3		
0	Sandra Awuor	Webometrics
3		
1	Wilberforce Shiundu	Directorate of Corporate Communication and Marketing (DCCM)
3		
2	Kevin Agalo	Dean of students
3		
3	Anne A. Onyando	Webometrics
3		
4	Terry M. Wanjau	Customer Service
3		
5	Zadok Maingi	Alumni